

From the president

Hi everyone,
Start spreading the word about our Mad Hatters
High Tea coming up and the important.... what
are you going to wear?

Take care now!

Casandra

Dates to remember.

- 20th April – Shire Clerk Market
- 1st May – Member meeting - Bag End Studio
- 18th May Mad Hatter's Crafty Tea Party

Sunshine Beaders Long weekend-

4-6 May

Why not give mum a workshop, do a workshop with mum
or make something for mum at the workshops. Pop along
and soak up the creative talents of these members.

You could also buy a gift as pop-up shops will operate
each day 12.30pm until 2.00pm. There are workshops to
suit all skill levels and if you aren't a beader, there are
candle making and papercraft workshops.



Do you have a gift idea for Mum for Mother's Day?

Scattered Arts is holding their annual craft/high tea event on the Saturday after Mother's Day. For \$59 p.p. there will be a glass of bubbles or juice on arrival, eleven different craft activities to choose from where you will create something to take home, followed by a delicious high tea. In addition, there will be raffles, competitions and a pop-up shop of beautiful handmade items. Guests are encouraged to wear their "Maddest" hat or outfit and perhaps win a prize.

For more information, email scatteredartsbrisbane@gmail.com

Tickets can be purchased at <https://www.trybooking.com/CQECD>

Mad Hatters' Crafty Tea Party

Saturday 18 May 2024
Wynnum Manly Leagues Club



Mad Hatter High Tea news

Members are urged to purchase tickets as soon as possible using the web address. <https://www.trybooking.com/CQECD>




or












Don't forget to share social media posts 😊

Raffles

The Raffle prizes will be wrapped following our May meeting. Members are asked to bring along items they may wish to donate for raffles.



Mad Hatter High Tea Activities

<p>Scallop shell trinket dish. By Michele Renshaw</p>		<p>Decoupage Fridge magnets By Elizabeth</p>	
<p>Handbag Haberdashery By Pauline Stevens</p>		<p>Feathered Flowers By Edith</p>	
<p>Beaded earrings By Clare Reid</p>		<p>Yo Yos By Pat</p>	
<p>Collage Mini Canvas By Sharon John</p>		<p>Jewelled Suncatchers By Desley Finlay</p>	
<p>Paper Poppies By Malissa</p>		<p>Macrame Plant Hanger By Judy</p>	
<p>Lino Printing By Tamara Shaw</p>		<p>Thankyou to all our Mad Hatter Tutors- Don't forget to purchase your tickets by direct payment to Scattered Arts Treasurer (Pat)</p>	

What are our members doing?

Michele Renshaw



Michele has been busy of late. The Urn/Vase is 30 cm tall and firstly grounded in pale blue (2 fires) 840 degrees.

She then worked on the Canadian Geese in the cartouche before completing the white enamel lace work around this area.

Michelle did these in 4 fires and then the Platinum handles and base were done on the final fire as only it required firing to 700 degrees.

Michele said, "If you fired platinum higher than this is goes dull and tarnished., So many things to know about Porcelain Painting beside how to apply the paint to the porcelain".



Member news - Talented Artist,

Maria Field

*"This painting by **Maria Field** was accepted to a major watercolour exhibition in Fabriano Italy last year. It has just returned from its journey. Maria said it was fun to do because most of it was not painted with a brush but with a credit card! Possibly a more economical use of a credit card these days. She also used a palette of green and blue which she said is not her usual choice of colours. It is always good to push ourselves out of our comfort zone and allow time to play and discover new things."*



What are our members are making?

Clare Reid

In what Clare said was a "moment of madness" Clare purchased 25 vintage tea towels on Facebook marketplace" I was inspired by my daughter who was making wrap around skirts from vintage curtain material.

It's funny how if you keep things long enough, they become highly desirable once again and sell for ridiculous prices.



Clare has now enjoyed making shoulder bags from the vintage tea towels, and says "I don't use a pattern and its fun just seeing how they turn out "

Well worth a visit if you are on the road!

New on Instagram

For those interested in making cards from fabric scraps check out



For those interested in upcycling (especially using silk ties) check out



Bribie Island Community Arts Centre

This arts centre is open Tuesday to Sunday 9-4pm, Sunday 9-1pm and is located at 191 Sunderland Drive, Banksia Beach Bribie Island. This centre has evolved into one of Australia's largest centres. It is home to more than 20 kinds of arts and crafts ranging from wood workers, pottery, quilters, and art from all mediums. Spend time wandering the rooms of art, then view the workshops. The courtyard houses a large café serving lunches and morning/afternoon teas.



Kalbar Scenic Rim –The Emporium, 101 George Street Kalbar.



The Emporium is certainly well worth a one-hour drive. It has been set up to emulate the feel of a huge old fashioned general store/Emporium, it is jam packed with work from local and national artisans including homewares, garden wares, jewelry, art etc.

There is a coffee shop at the rear of the Emporium, a bakery across the road and a smattering of shops well worth a wander.

Opening hours
Wednesday– Sunday 9am-3pm.